

Weedkiller Sprinkle Bar

**FOR THE ACCURATE APPLICATION OF WEEDOL®
PATHCLEAR® VERDONE® TUMBLEWEED®
ORIGINAL EXTRA STRONG AND OTHER WEEDKILLERS**

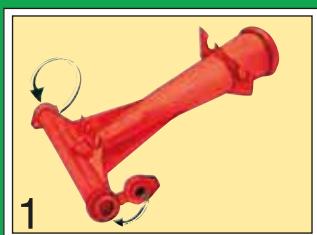
A watering can attachment complete with 10cm (4in) integral bar and sealing plugs plus two 20cm (8in) extension bars.

The combination of bars gives spray widths of 10cm (4in), 30cm (12in) and 50cm (20in) as required.

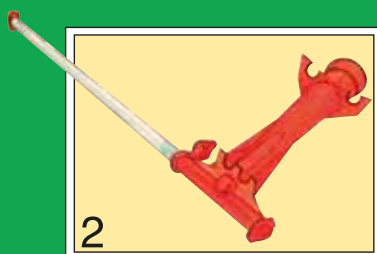
Designed with a tapered stem to fit most modern watering cans, allows accurate and efficient use of Weedol®, Pathclear® Verdone® and Tumbleweed® Original Extra Strong.

HOW TO USE


Fit stem attachment onto the spout of the watering can in place of the rose



1 For spot weeding use the small bar which is an integral part of the stem attachment. Make sure that both plugs are securely fitted into the ends of the bar.



2 For the treatment of small areas remove the plug from one end of the stem attachment and insert an extension bar.



3 For treatment of large areas remove both plugs from the ends of the stem attachment and insert the extension bars into both ends.



4 After using the weedkiller, always wash out the watering can and sprinkle bar thoroughly, using water and detergent.

® Trade marks of The Scotts Company or its affiliates.



The Scotts Company (UK) Limited
Salisbury House, Weyside Park, Catteshall Lane,
Godalming, Surrey. GU7 1XE. Telephone 0870 5301010.
From Republic of Ireland 0044 870 5301010.

Online product labels are current at the time of uploading.
Always read the label on your purchased product before use.