

## SAFETY INSTRUCTIONS

TO AVOID RISKS TO MAN AND THE ENVIRONMENT, COMPLY WITH THE INSTRUCTIONS FOR USE.

### Protection during/in use.

KEEP OUT OF REACH OF CHILDREN • AVOID CONTACT WITH SKIN AND EYES • WASH ANY GRANULES OR DUST FROM SKIN AND EYES IMMEDIATELY • DO NOT BREATHE SPRAY • WASH HANDS AFTER USE • KEEP CHILDREN AND PETS OFF TREATED AREAS UNTIL DRY • Avoid walking across weeds until the spray has dried to prevent transfer of weedkiller to lawns.

### Other general protection.

Contains diquat dibromide. May produce an allergic reaction. If swallowed seek medical advice immediately and show this container or label.

### Environmental protection.

Do not empty into drains • Do not contaminate water with the product or its container.

APPLY AWAY FROM BEES.

### Storage and disposal.

KEEP PRODUCT AWAY FROM CHILDREN AND PETS • KEEP AWAY FROM FOOD, DRINK AND ANIMAL FEEDING STUFFS • KEEP IN ORIGINAL CONTAINER, tightly closed, in a safe place • Do not store half used sachets • This material and its container must be disposed of in a safe way • Dispose of empty container in the dustbin • Dispose of unused product in its container at a household waste site (civic amenity site). Contact your local council (local authority) for details.



#### HARMFUL

Harmful: danger of serious damage to health by prolonged exposure if swallowed. Irritating to eyes and skin.



#### Dangerous for the environment.

Toxic to aquatic organisms, may cause long-term adverse effects in the aquatic environment.

UN3077

Contains 9.35 % w/w diquat dibromide (5.0%w/w diquat ion) as a soluble granular formulation (SG).

CW 007 05

# Weedol<sup>®</sup> 2

MAPP 12537

## INSTRUCTIONS FOR USE.

FOR USE ONLY AS A HOME GARDEN WEEDKILLER.

For use on unwanted vegetation.

Read all safety instructions before use.

### WHEN TO USE:

Weedol<sup>®</sup> 2 can be used throughout the year. Apply in calm conditions.

### WHERE TO USE:

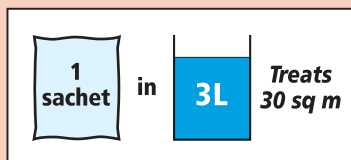
Best results are obtained on weeds up to 15 - 20cm in size. Repeat treatments may be required to control newly germinating weeds seeds and any re-growth. Large weeds (over 20 cm) and deep-rooted perennial weeds such as bindweed will not be completely controlled. Nettles will only be controlled up to 10 cm in size. For these and other such tough weeds, use one of the **Tumbleweed<sup>®</sup>** range of weedkillers containing glyphosate. Avoid drift to vegetables and other plants by pointing the spray away from them. After treatment, rinse equipment with water and dispose of rinsings onto soil.

### HOW TO USE:

**Equipment:** Use a garden sprayer fitted with a spray lance and a coarse spray nozzle.

**Mixing:** Cut open one corner of the sachet and pour contents into 3 litres of water in a sprayer and stir until granules are completely dissolved. Warm water dissolves granules more quickly.

**Application:** Spray weeds to the point of run-off. 3 litres will treat 30 sq m.



Maximum individual dose: 57 g product (1 sachet) per 30 sq m applied with a sprayer.

**Caution: Weedol<sup>®</sup> 2 kills all green plant growth including grass.**

**DO NOT APPLY TO CULTIVATED PLANTS OR LAWNS UNLESS YOU WANT TO KILL THEM.**



Need help? Contact the Scotts Advice Line on +44 (0) 870 5301010

or visit our website at [www.lovethegarden.com](http://www.lovethegarden.com)

The Scotts Company (UK) Ltd  
Salisbury House, Weyside Park,  
Catteshall Lane, Godalming  
Surrey GU7 1XE

® Registered trademark of the Scotts Company 741951 (32) or its affiliates.



**Weedol<sup>®</sup> 2** - kills a wide range of garden weeds.

**Weedol<sup>®</sup> 2** - is fast-acting, weeds die in a few days.

**Weedol<sup>®</sup> 2** - is completely inactivated once it touches the soil. Seeds or plants can be sown or planted as soon as the liquid has dried.

**Weedol<sup>®</sup> 2** - weed control is not reduced even if light rain falls 10 minutes after application.

**Weedol<sup>®</sup> 2** - can be used any time of year.

### Where to use Weedol<sup>®</sup> 2:


**Weedol<sup>®</sup> 2** can be used to control weeds in many areas of the garden.




Around sheds and greenhouses



Under hedges and along fences



Uncultivated areas



Between plants in flower beds



Around roses, shrubs and trees



Between rows in the vegetable garden



Ground clearance before autumn or spring digging



Killing old lawns before re-sowing or re-turfing



Paths, drives and patios

**Weedol<sup>®</sup> 2** does not penetrate brown bark so can be used right up to the base of bushes, shrubs and trees.

**NOT for use on lawns.**

**Caution: Weedol<sup>®</sup> 2** quickly kills all green plant growth. Do not apply to cultivated plants or lawns unless you want to kill them.



12 x 57g e 684g e