

## CAUTION

Weedol® Rootkill Plus™ kills all green plant growth including lawn grasses. DO NOT apply to lawns and plants if you want to keep them.

Avoid all contact by spray and spray drift with cultivated plants and desired vegetation.

Direct application away from ponds and other surface water bodies.

### TIPS:

- REPLANTING AND SOWING: Where a light covering of annual weeds has been treated – area can be re-planted 1 day after spraying.
- Where a dense covering of annual and / or perennial weeds has been treated – area can be re-planted 7 days after spraying (to allow the weed killer to move to the roots before cultivation).

### WHICH WEEDS DOES WEEDOL® ROOTKILL PLUS™ KILL?

**Annual weeds:** Chickweed, Mayweeds, Fat Hen, Annual Meadow-grass, Field Speedwell, Shepherd's Purse, Sowthistles, Field Forget-me-not, Black Nightshade, Cleavers, Knotgrass, Black Bindweed, Redshank, Red Dead-nettle, Charlock, Groundsel, Field Pansy, Spurrey.

**Perennial weeds:** Thistles, Rosebay Willowherb, Common (stinging) Nettle, Docks, Dandelion, Creeping Buttercup, Couch Grass, Perennial Ryegrass, Creeping Bent.

**Brush weeds:** Bramble, Bracken. (These tough weeds may need re-treatment if re-growth occurs).

## SAFETY INSTRUCTIONS

TO AVOID RISKS TO MAN AND THE ENVIRONMENT, COMPLY WITH THE INSTRUCTIONS FOR USE.

### Protection during / in use

KEEP OUT OF REACH OF CHILDREN

KEEP OFF SKIN

DO NOT BREATHE SPRAY

WASH HANDS AND EXPOSED SKIN AFTER USE

### Environmental protection

Do not contaminate water with the product or its container. Do not empty into drains.

### Storage and disposal

KEEP PRODUCT AWAY FROM CHILDREN AND PETS  
KEEP IN ORIGINAL CONTAINER, tightly closed, in a safe place.  
EMPTY CONTAINER COMPLETELY and dispose of safely.

Dispose of empty container in the dustbin. Dispose of unused product in its container at a household waste site (civic amenity site). Contact your local council (local authority) for details.



Toxic to aquatic organisms.  
May cause long-term adverse effects in the aquatic environment.

**Dangerous for the environment**

**PROTECT FROM FROST**

## INSTRUCTIONS FOR USE

FOR USE ONLY AS A HOME GARDEN WEEDKILLER.

# Weedol®

## ROOTKILL PLUS™

For use on unwanted vegetation, areas not intended to bear vegetation and around garden plants.

Maximum individual dose:  
35ml product per 20 square metres

Read all safety instructions before use.

MAPP: 14553

### WHEN TO USE:

#### Use from



- Use from April - November, when weeds are actively growing.
- Use on a dry, calm day.
- Re-treat if rain falls within 6 hours of application.

### WHERE TO USE:

- Gravel areas, paths and drives.
- Around the base of roses, ornamental shrubs, trees and under hedges (providing they are established, with woody bark). Take care to avoid drift!
- Around sheds and greenhouses.
- Along fences.
- Ground clearance before autumn or spring digging.
- Killing old lawns before re-seeding or turfing.

### HOW TO USE:

#### Equipment:

- Use either: Watering can with a Weedkiller Sprinkle Bar or a fine rose, or a garden sprayer.
- Clean the equipment thoroughly before and after use.
- Do not use in galvanised or mild steel watering cans or sprayers.

### AMOUNT TO USE:

The amount of Weedol® Rootkill Plus™ required depends on the type of weeds to be treated and type of equipment used.

Type of weed	Amount of Weedol® Rootkill Plus™ added to: Sprayer: 1 litre water Watering can: 5 litres water	Area treated	Examples
Annual weeds	17ml	20sq m	Chickweed, Mayweed, Fat Hen, Annual Meadow-grass, Field Speedwell, Shepherds Purse, Perennial Ryegrass, Creeping Bent, Field Forget-me-not, Black Nightshade, Cleavers, Bindweed, Red Dead-nettle, Charlock.
Perennial weeds	25ml	20sq m	Creeping thistle, Rosebay Willowherb, Perennial Nettle, Docks, Couch grass.
Brush weeds	35ml	20sq m	Bramble, Bracken.

### MIXING & APPLYING:


Using the measure supplied, add the required dose to the water (as described in table above) and mix thoroughly. Apply the spray evenly to the weeds, to lightly wet the leaves.

Do not walk on treated areas until spray has dried on leaves to avoid transfer to lawns and other vegetation.


## Why choose NEW Weedol® ROOTKILL PLUS™?

- ✓ KILLS WEEDS DOWN TO THE ROOTS so they won't grow back.
- ✓ ACTS FAST: results begin to be visible in just 2 days. Weeds will be dead in 28 days. (In cold weather activity is slower).
- ✓ KILLS ALL GARDEN BROAD-LEAVED AND GRASS WEEDS (See right hand panel for a list of treated weeds).
- ✓ ONE APPLICATION Kills most garden weeds.
- ✓ REPLANT OR SOW soon after application (See TIPS for details).


### Where to use Weedol® ROOTKILL PLUS™




Gravel areas, paths and drives




Around the base of roses, ornamental shrubs, trees and under hedges\*




Around sheds and greenhouses



Along fences



Ground clearance before autumn or spring digging



Killing old lawns before re-seeding or turfing

\* Providing they are established, with woody bark. Take care to avoid drift!

Makes up to 58L (for spray use) and 235L (for watering can use).

Contains 120g/l glyphosate and 0.33g/l pyraflufen-ethyl as a suspension emulsion formulation (SE).

for more information visit

**lovethegarden.com**

or call +44 (0) 870 5301010

©2009 The Scotts Company (UK) Ltd, Salisbury House, Weyside Park, Catteshall Lane, Godalming, Surrey GU7 1XE.

Products marked ® or ™ are trademarks of The Scotts Company LLC or its subsidiaries.