



Seed & Turf STARTER

SLOW RELEASE LAWN FERTILISER

GUARANTEED ANALYSIS Scotts Lawn Builder NPK 21:0.5:10

21.4% Nitrogen (N)	0.5% Phosphorus (P)	10.4% Potassium (K)
1.5% as ammonium nitrogen	0.3% as water soluble phosphorus	5.7% as potassium sulphate
1.7% as nitrate nitrogen		4.6% as potassium nitrate
17.8% as slow release methylene urea and free urea	6.2% Sulphur (S) as sulphate	2.7% Calcium (Ca)
0.5% as water insoluble nitrogen	1.2% Iron (Fe) (11900mg/kg)	

This product contains below detectable levels of cadmium (Cd), lead (Pb) and mercury (Hg). Therefore this product may be used without restriction on food and animal feed crops.

CAUTION KEEP OUT OF REACH OF CHILDREN.

This product contains fertiliser salts. Avoid eye contact with contents. If contact occurs, flush eyes with water immediately for 15 minutes. If swallowed, drink 1-2 glasses of water. Consult physician. In case of emergency only, phone NZ 0800 734 607 (24 hours).

FOR FREE GARDENING TIPS AND INFORMATION,
CALL OUR GARDEN HELPLINE TOLL FREE:
Australia 1800 804 219 or
NZ 0800 449 213
www.scottsaustralia.com.au



Seed & Turf STARTER

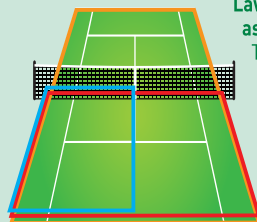
SLOW RELEASE LAWN FERTILISER

Lawn Builder Seed & Turf Starter Fertiliser was specially formulated for use when seeding and laying turf and to encourage regrowth in patchy lawns.

WHEN TO APPLY?

Apply before or after seeding. You can plant grass seed either immediately before or after applying Lawn Builder Seed & Turf Starter Fertiliser. No waiting necessary.

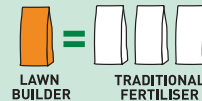
HOW MUCH WILL I NEED?



Lawn Builder is unlike traditional fertilisers as you use **less to feed more**. To determine the size of your lawn in m², multiply the length by the width in metres.

- ¼ of a tennis court equals approx 65m²
- ½ of a tennis court equals approx 130m²
- 1 whole tennis court equals approx 260m²

You will need to apply **22g/m²** of your lawn.



This pack treats **110m²**
That's almost ½ of a tennis court!

HOW DO I APPLY IT?



For best results, use a Scotts Spreader, however if applying by hand ensure even distribution. Fertiliser granules should be spaced out as illustrated.

APPLYING BY SCOTTS SPREADERS



EvenGreen Drop Spreader
- SETTING 3½



EasyGreen Rotary Spreader
- SETTING 26



HandyGreen Hand Held Spreader
- SETTING 5

Note: Setting 5 on the HandyGreen Hand Held Spreader applies half the recommended rate. If using the HandyGreen, move over the entire treatment area in one direction at a slow, steady walking pace then repeat application in a perpendicular direction to give full, even coverage.

- Fertiliser application should be avoided if temperature is expected to exceed 30°C.
- Lawn Builder is not recommended for use on other plants.

IMPORTANT

This product when wet, will cause iron stains. Be sure to sweep all granules off paths, coping, paving, driveways, shoes, etc. immediately after use. Do not allow the granules to come into contact with these surfaces when wet.

WHEN DO I FERTILISE NEXT?

After new grass has started to grow and turn green, its fertilisation requirements change. To keep the new grass growing, Scotts recommends an application of Lawn Builder All Purpose 3 months after planting. As the new grass becomes established, it must be fed on a regular basis if it is to thrive and maintain a dense green, vigorous appearance. Underfed lawns thin out over time leaving openings for weeds and other problems.




Seed & Turf STARTER

SLOW RELEASE LAWN FERTILISER

Scotts Lawn Builder delivers superior results vs traditional fertilisers

- Deeper green
- Thicker lawn
- No surge growth, less mowing
- Deeper root system
- Stronger plants



Traditional Fertiliser

Scotts Lawn Builder Fertiliser

PROFESSIONAL QUALITY GUARANTEE

Scotts

The Scotts Difference

Unlike traditional fertilisers, every particle of Scotts Lawn Builder™ contains Scotts patented timed-release Nitrogen and Potassium, formulated to release nutrients just as your lawn needs them.

- ✓ Safe on any grass type.
- ✓ Controlled feeding eliminates waste, prevents burning and surge growth.

^okay to re-enter lawn after application
*when used according to directions



Scotts Australia Pty. Ltd.
ACN 003 123 162
Building E, Level 2, 32 Lexington Drive,
Bella Vista NSW 2153 Australia, or
L4, 152 Fanshawe St. Auckland, New Zealand.