



Starter
SLOW RELEASE LAWN FERTILISER

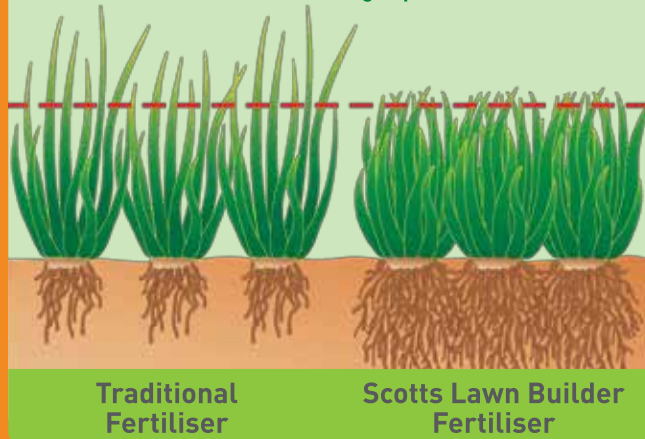
Lawn Builder Starter Fertiliser provides the right proportion of nutrients needed by new grass and seed. New grass plants have different nutrient needs compared to an established lawn. Most soils do not supply enough of these nutrients. Lawn Builder Starter Fertiliser was specially formulated for use when seeding and laying turf and to encourage regrowth in patchy lawns.



Starter
SLOW RELEASE LAWN FERTILISER

Scotts Lawn Builder delivers superior results vs traditional fertilisers

- Deeper green
- Thicker lawn
- No surge growth, less mowing
- Deeper root system
- Stronger plants



PROFESSIONAL QUALITY GUARANTEE



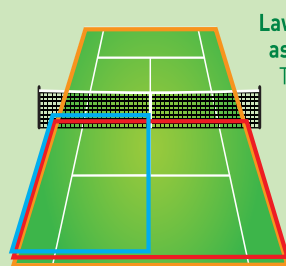
The Scotts Difference

Unlike traditional fertilisers, every particle of Scotts Lawn Builder™ contains Scotts patented timed-release Nitrogen and Potassium, formulated to release nutrients just as your lawn needs them.

- ✓ Safe on any grass type.
- ✓ Controlled feeding eliminates waste, prevents burning and surge growth.

^okay to re-enter lawn after application
*when used according to directions

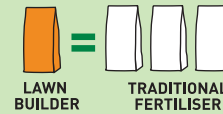
HOW MUCH WILL I NEED?



Lawn Builder is unlike traditional fertilisers as you use **less to feed more**. To determine the size of your lawn in m², multiply the length by the width in metres.

- ¼ of a tennis court equals approx 65m²
- ½ of a tennis court equals approx 130m²
- 1 whole tennis court equals approx 260m²

You will need to apply **22g/m²** of your new lawn.



This pack treats **180m²**
That is more than ½ of a tennis court!

3 SIMPLE STEPS FOR A NEW LAWN

1. PREP	2. APPLY	3. WATER
<p>Turn over the top 5-10cm of soil with a fork or rotary tiller and use a steel rake to break up clods and rake over. The soil surface needs to be a fine, weed-free bed. For best results, apply a 3cm layer of Scotts Lawn Builder Topdress Lawn Soil and rake over again.</p>	<p>TURF Apply Starter fertiliser and lightly water in. Roll out turf in a staggered brickwork pattern, pushing individual strips together firmly. Always cut your turf with a sharp knife - never rip it. If you're laying turf on a slope, plant it across the slope.</p>	<p>TURF Once your turf is laid, water it immediately. This is essential to activate the fertiliser & prevent drying out. Make sure you water your new lawn every day for a week or two (depending on temperature and weather conditions).</p> <p>SEED Deep water the area using a soft spray so the seeds do not wash away. Keep the area evenly moist until the seedlings reach 5-8cm tall. First mow when seedlings reach 8-10cm.</p>
<p>For either application, use a Scotts spreader for best results. However if applying by hand, ensure even distribution.</p>		

HOW DO I APPLY IT?

APPLYING BY SCOTTS SPREADERS

<p>EvenGreen Drop Spreader - SETTING 3½</p>	<p>EasyGreen Rotary Spreader - SETTING 26</p>	<p>HandyGreen Hand Held Spreader - SETTING 5</p>
---	---	--

Note: Setting 5 on the HandyGreen Hand Held Spreader applies half the recommended rate. If using the HandyGreen, move over the entire treatment area in one direction at a slow, steady walking pace then repeat application in a perpendicular direction to give full, even coverage.

- Fertiliser application should be avoided if temperature is expected to exceed 30°C.
- Lawn Builder is not recommended for use on other plants.

IMPORTANT This product when wet, will cause iron stains. Be sure to sweep all granules off paths, coping, paving, driveways, shoes, etc. immediately after use. Do not allow the granules to come into contact with these surfaces when wet.

WHEN DO I FERTILISE NEXT?

After new grass has started to grow and turn green, its fertilisation requirements change. To keep the new grass growing, Scotts recommends an application of Lawn Builder All Purpose 3 months after planting. As the new grass becomes established, it must be fed on a regular basis if it is to thrive and maintain a dense green, vigorous appearance. Underfed lawns thin out over time leaving openings for weeds and other problems.



Starter
SLOW RELEASE LAWN FERTILISER

GUARANTEED ANALYSIS
Scotts Lawn Builder NPK 22:0:5:12

21.8% Nitrogen (N)	0.5% Phosphorus (P)
1.4% as ammonium nitrogen	0.3% as water soluble phosphorus
7.2% as nitrate nitrogen	12.2% Potassium (K)
12.7% as slow release methylene urea and free urea	6.1% as potassium sulphate
0.5% as water insoluble nitrogen	6.1% as potassium nitrate
	6.1% Sulphur (S) as sulphate
	3.1% Calcium (Ca) (31220mg/kg)
	3.0% Iron (Fe) (30600mg/kg)

This product contains below detectable levels of cadmium (Cd), lead (Pb) and mercury (Hg). Therefore this product may be used without restriction on food and animal feed crops.

CAUTION
KEEP OUT OF REACH OF CHILDREN.

This product contains fertiliser salts. Avoid eye contact with contents. If contact occurs, flush eyes with water immediately for 15 minutes. If swallowed, drink 1-2 glasses of water. Consult physician.

FOR FREE GARDENING TIPS AND INFORMATION,
CALL OUR GARDEN HELPLINE TOLL FREE:

Australia 1800 804 219 or
NZ 0800 449 213
www.scottsaustralia.com.au



Scotts Australia Pty. Ltd.
ACN 003 123 162
Building E, Level 2, 32 Lexington Drive,
Bella Vista NSW 2153 Australia, or
L4, 152 Fanshawe St. Auckland, New Zealand.