

**DEFENDER® HOME DEFENSE® INDOOR + OUTDOOR SURFACE SPRAY** has been specifically formulated for indoor and outdoor use. It is effective in two ways: **(1)** it kills pests contacted by the spray, and **(2)** it has a residual effect that lasts for up to 9 months. Pests will be killed within 24 hours of contacting treated surfaces such as cracks, windows and doors, 3L of HOME DEFENSE® covers approximately 60 square metres, which is an adequate treatment band for the average home.

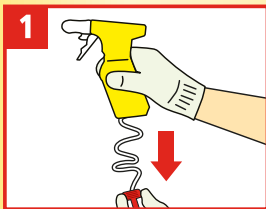
#### HOW TO USE

The product is ready to use. No dilution or mixing is required. Shake well before use. Spray evenly and to near the point of run-off using around 3L of spray mixture per 60 square metres. Residual control will be achieved on non-absorbent surfaces [timber, fibre cement, ceramic, aluminium]. Residual control on absorbent surfaces [bricks and concrete] or under tropical or sub-tropical conditions will be shorter.

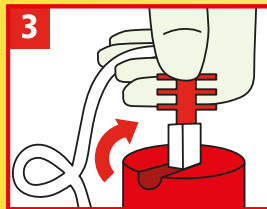
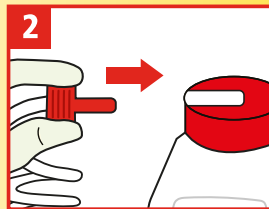
**OUTDOOR** – For complete home protection, perimeter treatment is advised. Apply a band 2-3 metres wide around and adjacent to the home. If the treated band is disturbed, a new application should be made to restore the treatment band. Also spray under eaves, around window frames, behind down pipes and guttering, around sheds and all other insect infested areas outside the home. Spray areas thoroughly holding the spray nozzle about 20-25 cm from the surface.

**INDOOR** – Spray surfaces over which pests travel or rest. Pay particular attention to protected dark areas such as cracks and crevices, behind and under sinks, stoves, refrigerators, furniture, pipes, cornices, skirting boards and other known hiding or resting places. Do not use as a space spray.

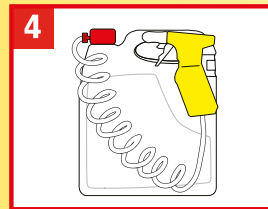
#### SPRAYER ASSEMBLY



**1.** Remove sprayer. Pull cord ALL THE WAY OUT. 3L of HOME DEFENSE® covers approximately 60 square metres, which is an adequate barrier for the average home.  
**2.** Insert red plug into spout (on cap) until it clicks. **SHAKE WELL BEFORE USE.**



**3.** Flip spout up. Open nozzle at end of sprayer. Start by pressing the trigger 7 or 8 times. **4.** After use, close the nozzle. Push the spout down into a horizontal position and replace sprayer in the nestled bottle without disconnecting.



SITUATION	PEST	HOW TO APPLY
Around the perimeter of the home. Under eaves, guttering and down pipes. Around window frames.	Cockroaches	Spray all points of entry including air vents, window frames, cracks, crevices and inside as described above.
	Silverfish	Apply to protected darkened areas and inside cracks and crevices and around cupboards and bookshelves.
Around house and around foundations. Skirting boards, cornices. Behind and under sinks, stoves, refrigerators.	Ants	Apply to trails and nests, around garbage bins and points of entry. Repeat as necessary.
	Spiders	Spray directly onto spiders or where webs are present. For longer-lasting protection spray under floors, eaves, around windows, protected darkened areas and inside cracks and crevices. Repeat when spiders begin to reappear.
	Fleas	Spray outside surfaces of buildings and surrounds including but not limited to foundations, verandahs, window frames, eaves, patios, garages, dog kennels, sand pits, soil, turf, trunks of woody ornamentals or other areas where pests congregate or have been seen. For best results perimeter treatment is advised - apply as indicated above.
	Ticks (except paralysis ticks)	
	Flies	Apply as a residual treatment to surfaces where insects rest or harbour such as window sills, door jambs and fly screens. Reapply as necessary.
	Mosquitoes	
	Papernest wasps	Spray nests directly and to the point of run-off. When all adult wasps have been knocked down remove the nest from the structure.

### NOT TO BE USED FOR ANY PURPOSE OR IN ANY MANNER CONTRARY TO THIS LABEL UNLESS AUTHORISED

**CAUTION:** DO NOT apply to food plants. DO NOT apply during windy conditions. DO NOT allow chemical containers or spray to get into drains, sewers, streams or ponds. DO NOT spray directly onto humans, pets, exposed food, food utensils or food preparation areas. DO NOT spray if bees are foraging on flowering plants. Will kill bees. DO cover fishtanks before using. Dangerous to fish.

**PROTECTION OF PETS AND LIVESTOCK:** Before treatment remove animals and pets from the areas to be treated. Cover or remove any open food and water containers. Cover or remove fishponds, aquariums etc. before spraying. DO NOT apply within 2 metres of a fishpond or water containing fish or aquatic species.

**STORAGE & DISPOSAL:** Keep out of reach of children. Store in the closed, original container in a cool, dry place. DO NOT store in direct sunlight. Dispose of empty container by wrapping in paper, placing in a plastic bag and putting in the garbage.

**SAFETY DIRECTIONS:** Will irritate the eyes. Avoid contact with eyes and skin. Wash hands after use.

**FIRST AID:** If poisoning occurs, contact a doctor or Poisons Information Centre. Phone Australia 13 11 26.

**GARDEN ADVICE LINE 1800 804 219**

APVMA Approval No. 62707 / 58392



Evergreen Garden Care Australia Pty Ltd  
Building E, Level 2, 24-32 Lexington Drive,  
Bella Vista NSW 2153, Australia.

HOME DEFENSE® is a trademark of OMS Investments, Inc and is used under license from OMS Investments, Inc.