

What is NPK?

Miracle-Gro® EverGreen® Water Soluble Lawn Food contains:

- Nitrogen** (the N) which makes sure your grass is green and luxuriant.
- Phosphate** (the P) which makes sure you get strong roots.
- Potash** (the K) which makes your grass more resistant to disease and drought.

UK Fertiliser Declaration

EC FERTILISER NPK Fertiliser 36-6-6 with Iron (Fe):

Nitrogen (N) total	36.0%
Nitric Nitrogen (N)	1.7%
Ammoniacal Nitrogen (N)	1.2%
Ureic Nitrogen (N)	33.1%
Phosphorus pentoxide (P ₂ O ₅) soluble in neutral ammonium citrate and water of which soluble in water	6.0% (2.6%P) 6.0% (2.6%P)
Potassium oxide (K ₂ O) soluble in water	6.0% (5.0%K)
Iron (Fe) soluble in water	0.3%
of which chelated by EDTA	0.3%


RoI Fertiliser Declaration

EC FERTILISER NPK Fertiliser 36-2.6-5 with Iron (Fe):

Nitrogen (N) total	36.0%
Nitric Nitrogen (N)	1.7%
Ammoniacal Nitrogen (N)	1.2%
Ureic Nitrogen (N)	33.1%
Phosphorus (P) soluble in neutral ammonium citrate and water	2.6%
Phosphorus (P) soluble in water	2.6%
Potassium (K) soluble in water	5.0%
Iron (Fe) total	0.3%


INSTRUCTIONS FOR USE

When and where do I use it?




Apply when the weather is fair, the soil moist, the grass dry and frost free. It's easy to use with either a watering can or our Miracle-Gro® Feeder.

How do I use it?




1. WATERING CAN
Mix one large (15ml) level spoonful of Miracle-Gro® EverGreen® Water Soluble Lawn Food into an average sized 4.5 litre (1 gallon) watering can and spread evenly over 2.5m².

When will I see results?



Miracle-Gro® EverGreen® Water Soluble Lawn Food is specially formulated to give you a beautiful green lawn in just 5 days.



2. MIRACLE-GRO® FEEDER
Empty one 500g sachet into the feeder, attach feeder to hose pipe, and spread evenly over 100m².

By feeding monthly and watering regularly your lawn will stay healthy and green all season. Miracle-Gro® EverGreen® Water Soluble Lawn Food is also formulated to make your lawn more resistant to drought.

3. Apply the lawn food as evenly as possible whilst walking up and down your lawn. Reseal pack, store in a dry place and wash hands after use.

4. To make sure your lawn is richer and greener throughout the season apply once a month, from early spring to the autumn. For lawns in poor condition apply every two weeks.

How much should I use?

See how easy it is to feed an average sized lawn of 100m²:



Watering Can Measures

4.5 LITRES + 15 MILLILITRES = 2.5m²

40 CANS + 40 SPOONS = 100m²

Feeder Measures

1 FEEDER + 1 SACHET = 100m²

Lawn type	Feed frequency	Duration
Newly turfed lawns	Once a month	Apr - Sep
Newly seeded spring lawns (Apr - Jun)	Once a month	Apr - Sep
Newly seeded autumn lawns (Sep - Oct)	Once when grass has taken seed then once a month	Sep - Oct

For quick and easy application why not use the Miracle-Gro® Feeder?

Just fill the jar with Miracle-Gro® EverGreen® Water Soluble Lawn Food, top up with water, attach to the hosepipe and away you go! There's no mixing or measuring.



In just 15 minutes you can feed your lawn with all the right nutrients so it looks green and healthy.

Storage and advice

- Keep out of reach of children.
- Wash splashes from skin.
- Wash hands after use.
- Reseal pack after opening.
- Store in a dry place.

* A repeated application will help create a thicker lawn.



©2019, Evergreen Garden Care UK Ltd.
1 Archipelago, Lyon Way, Frimley, Surrey GU16 7ER.
Made under licence from OMS Investments, Inc.
Miracle-Gro® is the trademark of OMS Investments, Inc.

For more information and key gardening tips visit our website at: miracle-gro.co.uk or call +44 (0)1276 401 300



1kg e

We recommend you always wear gloves when gardening.