

Patio Magic!

Ready to Use Spray

HSE No. 8754

WHY CHOOSE PATIO MAGIC! READY TO USE SPRAY?

Destroys mould, algae and lichens on all kinds of hard surfaces including **brick paving, patios, glass, perspex, garden furniture, walls, paved areas and driveways.**

- ✓ **LONG-LASTING** protection.
- ✓ **SIMPLE TO USE**, no mixing or scrubbing.
- ✓ **NON-STAINING**, will not damage treated areas.

INSTRUCTIONS FOR USE

For outdoor use only. For use on paved areas, patios, paths, driveways, and walls, greenhouse or conservatory glass, perspex and garden furniture. **READ ALL SAFETY INSTRUCTIONS BEFORE USE.**

WHERE TO USE

Outdoor paved areas, patios, paths, driveways and walls, greenhouse or conservatory glass, perspex, garden furniture. Whilst this product leaves no deposits or stains, it is recommended that you test on a small area if unsure.

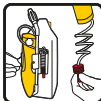
WHEN TO USE

Treat in dry weather, when no rain is expected for 24 hours after treatment.



HOW TO USE

Remove any large accumulations of mould or algae using a stiff brush. Remove any debris such as leaves, twigs, litter or weeds. Ready to use, no preparation is required. For best results, apply when surface is completely dry. Always ensure the container is stored and carried upright when not spraying. **SHAKE WELL BEFORE SPRAYING.**



1. Remove Power Sprayer from side clip. Remove protective strip from battery compartment to activate. Remove plastic cover around hose. Pull out the red connector.

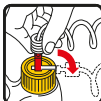


2. Insert the red connector into the red receptor on bottle cap until it clicks. Flip up receptor.

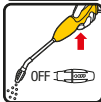


3. Flip open the Power Sprayer and lock into position. Twist nozzle to select spray setting. Point spray head 50 cm from surface to be treated. Spray liberally on contaminated surface. **APPLICATION RATES: APPLY 1 LITRE OF PRODUCT PER 3-7 SQUARE METRES OF SURFACE.** Refer to table below for the number of seconds required to treat an area of 1 square metre. Hold white trigger for continuous spray.

Treatment	Approx. number of seconds of spray required to treat 1 m ²
Light growth	12 seconds
Heavy growth	29 seconds



4. After use, flip down red receptor to 'OFF' position.



5. Squeeze Power Sprayer trigger to empty nozzle. Turn nozzle to OFF and replace sprayer in the holder without disconnecting the red connector.

Visible results within 3 days depending on the severity of growth and weather conditions. This pack treats up to 35 m², depending on level of soiling.

Replacing the batteries: Open battery compartment at the bottom of Power Sprayer, remove the used batteries and dispose of safely. Replace with four new AA batteries in the correct position as marked inside the battery compartment. Securely close battery compartment door. Never mix alkaline, carbon-zinc or rechargeable batteries.



FIND OUT MORE ONLINE!

STATUTORY CONDITIONS OF APPROVAL RELATING TO USE

FOR USE ONLY AS A SURFACE BIOCIDES.
Users must comply in full with all their legal responsibilities under the Control of Pesticides Regulations 1986 (as amended), including complying with all Conditions of Approval. **READ ALL PRECAUTIONS BEFORE USE.**

HSE No. 8754

ADVICE

- Use biocides safely and sustainably. • It is illegal to use this product for uses or in a manner other than prescribed on this label.
- **DO NOT CONTAMINATE FOOD STUFFS, EATING UTENSILS OR FOOD CONTACT SURFACES.** • FOR OUTDOOR USE ONLY *KEEP AWAY FROM TREATED SURFACES UNTIL DRY. • WASH HANDS AND EXPOSED SKIN before meals and after use. • **KEEP IN A SAFE PLACE.** • This material and its container must be disposed of in a safe way. • Water-based ready-for-use.


Risk & Safety Information:

To avoid risks to human health and the environment, comply with the instructions for use.

Read carefully and follow all instructions. Keep out of reach of children. If medical advice is needed, have product container or label at hand. Collect spillage. Dispose of contents/container to a household waste recycling centre as hazardous waste except for empty triple rinsed containers which can be disposed of by recycling*. Contact your local council for details.

Power Sprayer Disposal: Before disposing rinse the sprayer with water and dispose of at a local amenity recycling site.

Active Ingredient: Benzalkonium Chloride 0.5% w/w (5.0 g/L). Contains: Benzalkonium Chloride.



WARNING
Toxic to aquatic life
with long lasting effects.

PROTECT FROM FROST



Keep children and pets away from treated areas until spray has dried.



5 Litres e



For more information visit:
www.patio-magic.com

Evergreen Garden Care UK Ltd,
1 Archipelago, Lyon Way,
Frimley, Surrey, GU16 7ER,
Tel: +44 (0) 1276 401300
EU importer: Evergreen Garden Care
France SAS,
4 Allée des Séquoias, 69760 LIMONEST,
FRANCE, Tel: +353 818 882 479