



P R E M I U M

All Purpose

Compost for all plants

ROOTED IN SCIENCE



SMART RELEASE SYSTEM

CONTROLLED RELEASE PLANT FOOD

Smart Release Feed granules release nutrients only when conditions are warm and moist, providing **complete nutrition** for up to **6 months**.



14 VITAL MINERALS

NPK+TRACE ELEMENTS

Contains a unique combination of **14 Vital Minerals**. **Nitrogen** is used by plants for lots of leaf growth and good green colour. **Phosphorous** is used by plants to help form new roots, make seeds, fruits, flowers and fight disease. **Potassium** helps plants make strong stems and keep growing fast and promote flowers and fruits. Additionally, there are 11 more minerals such as calcium, magnesium, sulphur, boron, chlorine, copper, iron, manganese, molybdenum, nickel and zinc which are vital for **maintaining plant health**.



FIBRE SMART™ TECHNOLOGY

PATENTED WOOD FIBRE

The patented **Fibre Smart™ Technology** hollow wood fibres ensure an **optimum balance** of **air and water** for strong roots to grow **healthy**. Wood fibres are **100% natural**.



WATERLOCK TECHNOLOGY™

WETTING AGENT

***2Miracle-Gro® Premium All Purpose Compost for all plants** absorbs **25% more water** than ordinary compost.

APPROVED BY: ☒ Elaine G, R&D Manager.

HOW TO USE

CONTAINERS & BASKETS



Place a layer of compost in the **base of the pot**.



Tap out the plant from the old pot, loosen the root ball and **place in the centre of the pot**.




Fill the space around the root ball, ensuring the compost level covers all the roots.




Firm lightly, **water thoroughly** and let drain.


BEDS & BORDERS



Dig a hole **twice the size of the root ball**.



Position the plant and **fill with 50% soil and 50% compost** and firm around the base.



Water thoroughly. We recommend using **Miracle-Gro® Border Booster** to further enrich the soil.

We strongly recommend using **Miracle-Gro® Premium Azalea, Camellia, Rhododendron** Ericaceous Plants Compost for acid loving plants like Azaleas, Rhododendrons and Heather.



SUSTAINABILITY

CARING FOR THE ENVIRONMENT

REDUCE REUSE RECYCLE

RESPONSIBLE SOURCING

We are actively working on improving the responsible sourcing profile of our compost mixes year on year. Miracle-Gro compost contains forest by-products, carefully processed to help you grow plants that improve your environment and make the world a more beautiful place.

RESPONSIBILITY INDEX



For further information, scan the QR code or visit: responsiblesourcing.hta.org.uk



THIS BAG IS RECYCLABLE



MIRACLE-GRO PRODUCTION SITES OPERATE **0% TO LANDFILL**
FOR MORE INFORMATION VISIT
WWW.LOVETHEGARDEN.COM



THIS BAG IS MADE OF **RECYCLED MATERIAL**
THIS WAY MIRACLE-GRO® SAVES TONNES OF VIRGIN PLASTIC GLOBALLY



WITH OUR PARTNERS WE HAVE RESTORED MORE THAN **3,000 HECTARES** OF PEATLAND IN THE PAST 20 YEARS



WE ARE PROUDLY SUPPORTING **GREENFINGERS CHARITY**^{†3}
CREATING MAGICAL GARDENS FOR CHILDREN IN HOSPICES

IDEAS ON RE-USING THIS BAG...

HANGING BASKET IDEA...

"You could add some drainage holes and use the bag as a liner for your hanging baskets."

GET GROWING...

"Make some drainage holes in the bottom of the bag, fill with compost and then plant potatoes in them."



USEFUL TIPS

USEFUL TIPS



For continued fantastic results with the hungriest plants we recommend that you begin feeding with **Miracle-Gro® Plant Food** as soon as the leaves begin to pale.



Compost should be **kept moist** at all times and not allowed to dry out. Avoid plants sitting in water. Outdoor container plants require **frequent watering**.

STORAGE INSTRUCTIONS



Keep the bag closed when in storage to prevent drying out.



Store in a cool place, away from sun.



Storage from one year to another may affect performance.



Keep away from pesticides.



Occasionally a white mould appears on the compost. This is **not harmful** to your plants and should disappear naturally.

HEALTH & SAFETY ADVICE



Use in a well ventilated place and avoid breathing in dust.



Always wear gloves when gardening.



Wash hands after use.



Open bag carefully and reseal after use.

ALWAYS USE GLOVES



APPROXIMATE FILL OPTIONS



MEDIUM POTS
22 CM (9")



LARGE POTS
25 CM (10")



LARGE CONTAINER
42 CM (17")



HANGING BASKETS
30 CM (12")



for more information visit
miracle-gro.co.uk
or call **01276 401300**



Evergreen Garden Care UK Ltd, 1 Archipelago, Lyon Way, Frimley, Surrey GU16 7ER
EU Importer: Evergreen Garden Care France SAS, 4 Allée des Séquoias, 69760 LIMONEST, FRANCE, Tel: +353 818 882 479

Made under licence from OMS Investments, Inc.
Miracle-Gro® is the trademark of OMS Investments, Inc.
*Registered Charity Number 1076640 **See code of practice at www.growingmedia.co.uk



when filled.
Volume may reduce by up to 10%*




TAKE CARE WHEN LIFTING



MADE IN THE UK

BCXXXX



5 010272 186147

EVERGREEN RESEARCH STATION, UK

Evergreen Research Station is our officially recognised **Research and Development Centre** in Levington, Suffolk. This unique centre is responsible for driving **new product development**, through **process and formulation**, **physical analysis** and **field biology**. In addition, the team of scientists ensure we maintain our **renowned quality** through on-going **raw material assessment**, **formulation preparation** and **product trials**.

The results from trials undertaken at the **extensive 19 acre site** in Levington are used to develop new products and to support our unique portfolio across northern Europe. Fertilisers and growing media are both tested here under the protection of a **2,500m² glasshouse** and outside in beds and borders, containers and hanging baskets.

Ordinary Garden Soil

Miracle-Gro Premium Peat Free All Purpose Compost



GUARANTEED*¹
**GROWS PLANTS
TWICE AS BIG!**

*Our scientific trials prove that **Miracle-Gro Premium Peat Free All Purpose Compost** grows plants **twice as big** as ordinary garden soil.

SCIENTIFICALLY PROVEN AT
**EVERGREEN
RESEARCH STATION**
RESEARCHED & TESTED BY EVERGREEN SCIENTISTS

OUR UNIQUE
UK FACILITY