


# BUG CLEAR™ INSECT GLUE BARRIER

## BugClear™ Insect Glue Barrier traps insect pests crawling along tree trunks.

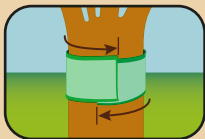
Ideal for fruit trees- protects against winter moths laying eggs. Protects against winter moths, vine weevils and other pests. A strong natural barrier- safe for pets, children & wildlife.

### HOW TO USE

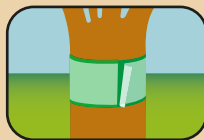
#### YOU WILL REQUIRE SCISSORS



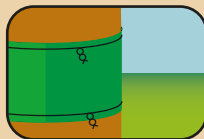
1. Remove overhanging branches and nearby vegetation that may provide a bridge over the glue barrier band.



2. Measure the tree by unrolling the barrier around it. Allow a 4-6cm overlap.



3. Wrap the barrier around the tree firmly, make sure the overlap sticks together by removing a small part of the white cover sheet.



4. When fitting remove the rest of the paper covering the adhesive. Ensure that the sticky side is exposed.
5. Using the string provided, tie around the top and bottom of the barrier for extra security.

### WHEN TO USE

JAN FEB MAR APR MAY JUN JUL AUG SEP OCT NOV DEC

✓✓ ✓✓ ✓✓ ✓ ✓ ✓ ✓ ✓ ✓ ✓✓ ✓✓ ✓✓

Apply the barrier in autumn/winter, before adult female winter moths emerge to climb trees and lay eggs.

Re-apply in spring/summer to protect from caterpillars, aphids and ants.


Parasites that have stayed on the tree during the winter (such as aphids, red spiders, scale insects, etc.) must be treated directly using an end-of-winter treatment.

### WHERE TO USE

Apply the product around the tree ideally 50cm above the ground and create barrier.

**Evergreen Garden Care UK Ltd**  
1 Archipelago, Lyon Way,  
Frimley, Surrey, GU16 7ER  
Tel: +44 (0) 1276 401 300

EU Importer:  
Evergreen Garden Care  
France SAS,  
4 Allée des Séquoias,  
69760 LIMONEST, FRANCE



FIND OUT  
MORE  
ONLINE!



BOX  
Recycle

for more information visit  
[www.bugclear.co.uk](http://www.bugclear.co.uk)

5m of barrier  
product & string

Store in a dry place.

\*The product will catch the wingless female adult

For Batch Number and Expiry Date, see bottom of the pack.