

# Miracle-Gro®

# Miracle-Gro®

Miracle-Gro® Professional Super Seed  
The ultimate 3 IN 1 blend of Seed, Feed and Soil Enricher to give you a drought tolerant lawn

**ROOTED**  
IN SCIENCE



#### REMAINS GREEN WITH 30% LESS WATER

Saves up to 30% water compared to standard grass seed



#### TOUGH AGAINST HEAT

Excellent resistance against drought and good greenness over summer. As weather becomes warmer and drier this seed is the best partner for your lawn



#### CALCIUM SOIL IMPROVER

Contains calcium to help re-balance the soil nutrients.



#### CONTROL RELEASE FEED

High nitrogen lawn feed to encourage young seedling growth for a thicker, greener lawn.

## INSTRUCTIONS FOR USE




#### Rake

Rake the area to remove all weeds, stones or dead grass. If over-seeding ensure you mow the grass short first. Lightly cover the area with Miracle-Gro® Lawn Dressing. Level and firm by treading the soil.



#### Shake

Shake the box to mix the seeds. If over-seeding apply 30g/m² (approx a handful) and for new lawns or bare patches 52g/m². Using the handy sprinkler on the side of pack, create a criss-cross pattern by sowing half the seed from left to right and the rest from top to bottom. Gently rake in and tread the seeds into the soil.



#### Water

Soak with a fine spray and keep soil moist for the next few weeks.

**9**  
DAYS

#### When will I see the results?

In ideal conditions when the soil is moist, grass will start to appear from 9 days. In less favourable conditions allow 10-14 days.



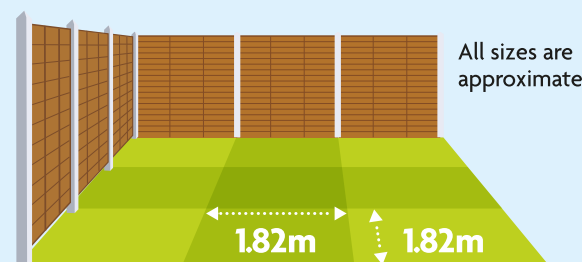
#### When do I use it?

Apply to your lawn during March to early October, once the risk of frost has passed.

#### How much will I need?

This pack will overseed an existing lawn of approx 33m² or create a new lawn of approx 19m².

To determine the size of your lawn multiply the length by the width in metres. Alternatively a lawn with 3 by 3 standard fence panels (1.82m width), will cover approx 33m².



See side of pack for spreader settings.

#### Mowing

The grass can be trimmed when 5-8cm.

Each time you mow, lower blade height a level until it's at 2.5cm. Do not cut more than 1/3 off the growth at any one time.

#### Children and pets

It's fine to use this product in gardens with children and pets, but little feet can damage developing seeds, so it's best to keep them off the treated areas until the grass has established.

## PROFESSIONAL Super Seed Drought Tolerant Lawn

### UK Fertiliser Declaration

#### Nitrogenous fertiliser 6-0-0:

Nitrogen (N) total	6.0%
--------------------	------

### RoI Fertiliser Declaration


#### Low nutrient fertiliser 6-0-0:

Nitrogen (N) total	6.0%
Ureic Nitrogen (N)	6.0%

### Spreader settings

For best results always use a Miracle-Gro® Spreader.

For spreader settings visit;  
[lovethedgarden.com/spreadersettings](http://lovethedgarden.com/spreadersettings) or scan the QR code.



## 7.5kg e

66.6% (666g) seed  
16.7% (167g) feed (poly-S NPK 38-0-0)  
16.7% (167g) gypsum



Recycle

## This Box is Recyclable

**EVERGREEN**  
Garden Care

For more information  
call +44 (0) 1276 401390,  
Evergreen Garden Care UK,  
1 Archipelago, Lyon Way,  
Frimley, Surrey GU16 7ER.

EU Importer: Evergreen  
Garden Care France SAS  
4, Allée des Séquoias  
69760 Limonest, FRANCE

Made under licence from OMS Investments, Inc  
Miracle-Gro® is the trademark of OMS Investments, Inc

for more information visit  
[miracle-gro.co.uk](http://miracle-gro.co.uk)  
or call 01276 401300