

Miracle-Gro®

EVERGREEN® Complete 4in1

Greens & Thickens Lawns, Controls Weeds & Moss

MAPP No: 15455

For a thicker, healthier lawn and control of moss and weeds such as dandelions, white clover and plantains



INSTRUCTIONS FOR USE

FOR USE ONLY AS A HOME GARDEN LAWN TREATMENT. Read all safety instructions before use. **This product does not include grass seeds.**

When to apply



- ✓ Between April and September.
- ✓ Weather is fair.
- ✓ Soil is damp.
- ✓ Grass is dry and frost free.
- ✓ Weeds should be actively growing.

DO NOT APPLY

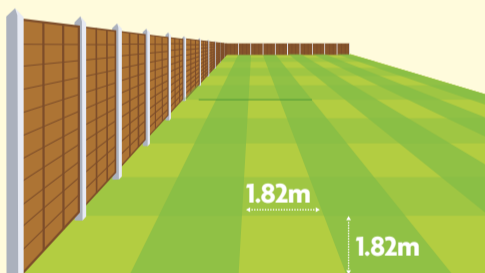
- During prolonged dry periods or frosty conditions.
- When heavy rain is imminent.
- On a windy day to prevent drift into beds and borders.
- On a lawn less than 6 months old.

How much to use

MAX 35g 1m² Maximum individual dose: 35g per square metre. Maximum 2 applications per year. Leave a minimum of 3 months between applications.

This pack treats 360m² (18m x 20m).

To determine the size of your lawn multiply the length by the width in metres. Alternatively a lawn with 10 by 11 standard fence panels (1.82m width), will cover approx 360m².



All sizes are approximate

How to apply



BY SPREADER	SETTINGS
Miracle-Gro® Handy Spreader	3 (and then cover each area twice)
Miracle-Gro® Drop Spreader	6
Miracle-Gro® Rotary Spreader	27
EverGreen® Wizz™ Year-Round Spreader	5.25
EverGreen® Easy Spreader+	4 (and then cover each area twice)



Handheld spreader is preset, prefilled, ready to use and can be refilled with this bag. Please retain packaging during use for usage instructions and safety.

BY HAND

Wear protective gloves before hand application. First spread 35g over 1m² for a visual guide, then mark out your lawn for an even application. Visit lovethedgarden.com for further advice.

What happens next



- ✓ Moss will blacken as it dies. Results are visible in a few days (blackening of any grass is temporary).
- ✓ Lawn is greener in 7 days.
- ✓ Weeds take 3-5 weeks to die. Some weeds will rapidly grow after application but will eventually die.

Aftercare

1. Water thoroughly the next day, so the lawn food starts to work.
2. Mow lawn after 3 days. For best results continue to mow on a regular basis.
3. Rake out dead moss that has blackened after 2 weeks.
4. If moss and weeds reappear, reapply. Leave a **minimum** of 3 months between applications.
5. Once opened, keep product in waterproof sealed container.

Why is Miracle-Gro® EverGreen® Complete 4 in 1 the best?



ALL IN ONE - Greens, feeds, kills weeds and moss

HIGH NITROGEN - For a greener lawn in 7 days

HIGH POTASSIUM - For a thicker, tougher lawn

Makes the most of every drop!

Miracle-Gro® EverGreen® Complete 4 in 1 helps build a thick, green lawn with stronger roots which better absorb water and nutrients. This helps protect your lawn against heat, drought and other stresses.



ADVICE

MOWING: Avoid mowing 2 days before and after application.

DISPOSAL OF LAWN CLIPPINGS: Do not use first 4 mowings after treatment for mulching. It will be safe to use after being composted for 6 months.

TREES AND BULBS: Product can be used around trees but avoid contact with foliage. After bulb foliage has died down naturally, product can be applied.

RE-SEEDING: Re-seeding of bare patches should not be carried out until 8 weeks after treatment.

STAINING: This product contains iron sulphate and will cause staining. Do not walk on treated areas until product has been watered in and dried. Avoid contact with clothing, tarmac driveways, paving, decking and kitchen floors. Sweep up any spillages immediately and dispose of safely.

SAFETY INSTRUCTIONS

TO AVOID RISKS TO HUMAN HEALTH AND THE ENVIRONMENT, COMPLY WITH THE INSTRUCTIONS FOR USE

Protection during / in use

- ✓ Read carefully and follow all instructions.
- ✓ Wear protective gloves.
- ✓ Wash hands thoroughly after handling.
- ✓ If medical advice is needed, have product container or label at hand.
- ✓ Do not breathe dust.
- ✓ Do not eat, drink or smoke when using the product.
- ✓ Avoid contact with eyes.
- ✓ IF IN EYES: Rinse cautiously with water for several minutes. Remove contact lenses, if present and easy to do. Continue rinsing. If eye irritation persists get medical advice/attention.

Other general protection

- ✓ Contains mecoprop-P. May produce an allergic reaction.

Environmental protection

- ✓ Do not contaminate water with the product or its container.
- ✓ Do not empty into drains.

Storage and disposal

- ✓ KEEP OUT OF REACH OF CHILDREN.
- ✓ Keep away from food, drink and animal feeding stuffs.
- ✓ KEEP PRODUCT IN ORIGINAL CONTAINER, tightly closed, in a safe place.
- ✓ Dispose of contents / container to a licensed hazardous-waste collection site except for empty containers which can be disposed of in the dustbin. Contact your local council (local authority) for details.



TAKE CARE WHEN LIFTING



WARNING Causes serious eye irritation

UK Fertiliser Declaration

NK Fertiliser 14-5:


Nitrogen (N) total	14.0%
Ammoniacal Nitrogen (N)	10.9%
Ureic Nitrogen (N)	3.1%
Potassium Oxide (K ₂ O) soluble in water	5.0%

Miracle-Gro® EverGreen® Complete 4 in 1 contains 0.49% w/w MCPA, 0.29% w/w mecoprop-P and 16.3% w/w iron sulphate (anhydrous) as a granular formulation (GR).



Keep children and pets away from treated areas until granules have been watered in and dried.

for more information visit miracle-gro.co.uk or call 01276 401300



FIND OUT MORE ONLINE!




Evergreen Garden Care UK Ltd, 1 Archipelago, Lyon Way, Frimley, Surrey GU16 7ER
EU Importer: Evergreen Garden Care France SAS, 4 Allée des Séquoias, 69760 LIMONEST, FRANCE, Tel: +353 818 882 479
Made under licence from OMS Investments, Inc. Miracle-Gro® is the trademark of OMS Investments, Inc.



12.6kg e

UFI code: J6H8-4VWT-Q002-7J6A



5 010272 195248 >