


# HOW TO USE

Our peat free container and hanging basket compost is ideal for use all year round in hanging baskets, pots, tubs and window boxes. It can be used for both autumn and spring potting, to pot wallflowers, pansies, bulbs and primulas for spring flowering, as well as bedding plants such as fuchsias and petunias for the summer. It has been specially developed, containing essential plant food for 8 weeks, to give your plants a great start. Use straight from the bag, it's as easy as that. We strongly recommend using Levington® Ericaceous Compost with added John Innes for acid loving plants like Azaleas, Rhododendrons or Heathers.



## CONTAINERS

1. Ensure the container has sufficient drainage holes, then fill with compost.
2. Add your chosen plants to the container.
3. Firm lightly around the plants and water thoroughly.



## HANGING BASKETS

1. Line the basket if necessary and part fill it with compost.
2. Insert plants through sides of the basket where possible to ensure a ball of colour.
3. Fill the basket with compost and arrange plants on the top with trailing ones around the sides.
4. After everything is planted, firm lightly and water thoroughly.



## POTTING-ON PLANTS

Repotting is best done in the spring, when plants are actively growing.

1. Before repotting, water plants well and allow to drain.
2. Put fresh compost in the bottom of a larger pot.
3. To remove the plant, turn upside down, tap the bottom of the plant pot to help release the plant.
4. Gently rub the root ball to make it less compact and tease out the roots, this will make it easier for the plant to establish.
5. Place the plant in the middle of the new pot, add more compost, firm lightly around the plant and water thoroughly.



# USEFUL TIPS

- Peat free will look and feel different. We recommend that you check before watering using the 'finger test'. Pop your finger about 3 cm into the compost. If it is dry, get watering, if not, wait a bit longer.
- Some plants are hungrier than others so may require feeding earlier. If leaves start to pale this is a sign to start feeding, and we recommend using Levington® Tomorite® Concentrated Tomato Food.
- Try to avoid compost in pots drying out, and don't let them sit in water either, roots don't like being waterlogged!
- Sometimes you might see some white mould on your compost. This is not harmful to your plants and will disappear naturally.

# HEALTH, SAFETY & STORAGE ADVICE

- Use in a well ventilated place and avoid breathing in dust.
- Wash hands after use.
- Open bag carefully and reseal after use.
- Keep the bag closed when in storage to prevent drying out.
- Storage from one year to another may affect performance.
- Store in a cool place, away from direct sunlight.
- Keep away from pesticides.



ALWAYS WEAR GLOVES




Evergreen Garden Care UK Ltd,  
1 Archipelago, Lyon Way,  
Frimley, Surrey GU16 7ER  
EU Importer:  
Evergreen Garden Care France SAS,  
4 Allée des Séquoias, 69760 LIMONEST,  
FRANCE, Tel: +353 818 882 479

for more information visit  
**levington.co.uk**  
or call **01276 401300**

\*See code of practice at [www.growingmedia.co.uk](http://www.growingmedia.co.uk).



MADE IN THE UK



Discover more about Levington

**50**  
LITRES

when filled.  
Volume may reduce by up to 10%\*



TAKE CARE WHEN LIFTING

# HOW IT WORKS



The special mix in combination with coir locks in moisture, providing optimal conditions for your plants and helps keep them hydrated for longer.



Optimum water holding for less watering.

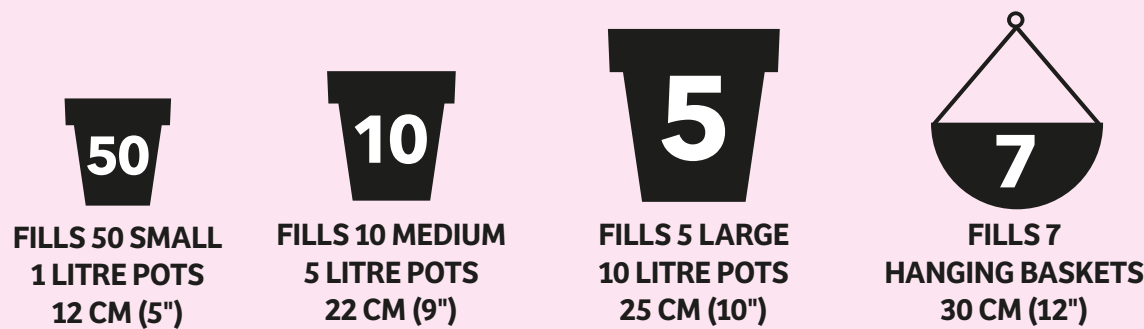


Our compost provides the perfect balance of nutrients to fuel vibrant blooms and lush, healthy foliage. With carefully crafted formula, it nourishes plants from roots up, promoting beautiful flowers and thriving greenery.



Rich in the nutrients your plant needs for healthy growth, from strong roots to vibrant blooms. Its balanced blend improves soil structure and fertility, ensuring the best foundation for thriving plants.

# HOW MUCH COMPOST IS IN THE BAG



# OUR STORY

Established in 1967, Levington has been providing expertise, research and innovation into compost for over 50 years. When it comes to compost, Levington has been the gardener's choice for decades.



At our officially recognised research station in Levington, Suffolk, we are constantly innovating and testing for the best combinations of ingredients in compost to ensure your plants are strong and healthy.

# PEAT FREE

**We are dedicated to protecting the environment and this compost is 100% peat free.**

Working with peat free composts is different to peat composts, however you can still achieve fantastic results. Going peat free is better for the plants and the planet.

We are actively working on improving the responsible sourcing profile of our compost mixes year on year. Levington® compost contains forest by-products, carefully processed to help you grow plants that improve your environment and make the world a more beautiful place.

We have helped restore **3000 hectares of peatland** over the last 30 years, the equivalent of 5606 football pitches!

## RESPONSIBILITY INDEX



For further information, scan the QR code or visit: [responsiblesourcing.org.uk](http://responsiblesourcing.org.uk)

BG9536



5 010272 203653 >

THIS BAG IS MADE FROM AT LEAST 60% RECYCLED MATERIAL

