



SEED & CUTTING COMPOST
with added John Innes
Perfect for all seeds.



JOHN INNES NO.1
Perfect for all young plants
and rooting cuttings.



JOHN INNES NO.2
Perfect for re-potting.




JOHN INNES NO.3
Perfect for final re-potting of
mature plants.



ERICACEOUS COMPOST
with added John Innes
Perfect for acid loving plants like
Azaleas, Heathers & Rhododendrons.

HOW TO USE

Our John Innes No.1 compost is ideal for all young plants. Our unique peat free mix has been developed to contain an optimal balance of nitrogen, phosphate, potassium and trace elements for maintaining plants growth and health. With its traditional mix of loam and grit, it is a great start for your plants. Use straight from the bag, it's as easy as that. We strongly recommend using Levington® Ericaceous Compost with added John Innes for acid loving plants like Azaleas, Rhododendrons or Heathers.



PRICKING OUT SEEDLINGS

1. Loosely fill a clean seed tray or pot with John Innes No.1. Level off the compost with your hand or a ruler.
2. Use a dibber or small fork to loosen the compost beneath the seedling.
3. Holding the seedling by a seed leaf, ease the seedling out of its compost keeping as much of the original compost sticking to the roots as possible.
4. Make a hole in the new compost and place the roots of the seedling in the hole. Gently firm the compost around the plant, spacing out the seedlings evenly.
5. Water gently using a fine rose to settle the compost around the roots.
6. Keep in a warm, shaded spot protected from frost.



POTTING-ON ROOTED CUTTINGS

1. Add a layer of John Innes No.1 to the bottom of the new pots or tray cells.
2. Position the rooted cutting into the pot and top up with fresh compost around the roots. Gently firm the compost around the plant.
3. Water gently and keep in a warm, shaded spot protected from frost.



GROWING ON

After 6 weeks re-pot into Levington® John Innes No.2 compost or feed with a balanced liquid plant food such as Levington® Tomorite® Concentrated Liquid Plant Food.

USEFUL TIPS

- Peat free will look and feel different. We recommend that you check before watering using the 'finger test'. Pop your finger about 3 cm into the compost. If it is dry, get watering, if not, wait a bit longer.
- Try to avoid compost in pots drying out, and don't let them sit in water either, roots don't like being waterlogged!
- Sometimes you might see some white mould on your compost. This is not harmful to your plants and will disappear naturally.

HEALTH, SAFETY & STORAGE ADVICE

- Use in a well ventilated place and avoid breathing in dust.
- Wash hands after use.
- Open bag carefully and reseal after use.
- Keep the bag closed when in storage to prevent drying out.
- Storage from one year to another may affect performance.
- Store in a cool place, away from direct sunlight.
- Keep away from pesticides.



ALWAYS WEAR GLOVES



Evergreen Garden Care UK Ltd,
1 Archipelago, Lyon Way,
Frimley, Surrey GU16 7ER
EU Importer:
Evergreen Garden Care France SAS,
4 Allée des Séquoias, 69760 LIMONEST,
FRANCE, Tel: +353 818 882 479



for more information visit
levington.co.uk
or call **01276 401300**

*See code of practice at www.growingmedia.co.uk.



**TAKE CARE
WHEN
LIFTING**

**25
LITRES**

when filled.
Volume may
reduce by up
to 10%*



Discover more
about Levington

HOW IT WORKS

John Innes composts are based on a traditional mixture of loam and sand or grit. Our unique peat free formulation has been checked and approved by the John Innes Manufacturers Association.



Levington® John Innes No.1 compost provides a gentle, nutrient-rich foundation. Ideal for seedlings, cuttings and young plants. Ensures steady, healthy growth by supporting strong root development.



Contains an optimal balance of nitrogen, phosphate, potassium and trace elements to give your plants all the feed they need for 6 weeks.



A special, traditional mix with loam and grit that secures an open texture for the roots to develop and excess moisture to drain freely.



Optimum drainage system prevents excess moisture.

HOW MUCH COMPOST IS IN THE BAG



FILLS 6 STANDARD
SEED TRAYS
34 CM x 21 CM




FILLS 25 SMALL
1 LITRE POTS
12 CM (5")



FILLS 5 MEDIUM
5 LITRE POTS
22 CM (9")

OUR STORY

Established in 1967, Levington has been providing expertise, research and innovation into compost for over 50 years. When it comes to compost, Levington has been the gardener's choice for decades.



At our officially recognised research station in Levington, Suffolk, we are constantly innovating and testing for the best combinations of ingredients in compost to ensure your plants are strong and healthy.

PEAT FREE

We are dedicated to protecting the environment and this compost is 100% peat free.

Working with peat free composts is different to peat composts, however you can still achieve fantastic results. Going peat free is better for the plants and the planet.

We are actively working on improving the responsible sourcing profile of our compost mixes year on year. Levington® compost contains forest by-products, carefully processed to help you grow plants that improve your environment and make the world a more beautiful place.

We have helped restore **3000 hectares of peatland** over the last 30 years, the equivalent of 5606 football pitches!

RESPONSIBILITY INDEX



For further information, scan the QR code or visit:
responsiblesourcing.org.uk

**THIS BAG IS MADE
FROM AT LEAST 60%
RECYCLED MATERIAL**



Don't recycle
at home



ⓧ
BG9501

