


## HOW TO USE


This ready to use peat free compost has been specially formulated to avoid the need to create your own mix. Use straight from the bag, it's as easy as that. Can also be used for ericaceous shrubs.



## POTTING-ON PLANTS


Repotting is best done in the spring, when plants are actively growing.

1. Before repotting, water plants well and allow to drain.
2. Put fresh compost in the bottom of a larger pot.
3. To remove the plant, turn upside down, tap the bottom of the plant pot to help release the plant.
4. Gently rub the root ball to make it less compact and tease out the roots, this will make it easier for the plant to establish.
5. Place the plant in the middle of the new pot, add more compost, firm lightly around the plant and water thoroughly.



## BEDS AND BORDERS

1. Dig a hole twice the size of the root ball.
2. Part fill the hole with equal quantities of compost and soil.
3. Make sure the plant is at the same level above the ground as in the original pot, firm lightly.



## DIVIDING PERENNIALS

1. Divide large clumps of perennial plants by digging them carefully out of the ground, taking care not to damage the roots.
2. Use two garden forks to prise the clump apart or simply cut it up.
3. Re-plant part of the clump using an equal mix of compost and soil in borders, firm lightly.
4. To grow new plants in pots pour compost direct into the pot.



## USEFUL TIPS

- Peat free will look and feel different. We recommend that you check before watering using the 'finger test'. Pop your finger about 3 cm into the compost. If it is dry, get watering, if not, wait a bit longer.
- Some plants are hungrier than others so may require feeding earlier. If leaves start to pale this is a sign to start feeding, and we recommend using Levington® Bone Meal Multi Purpose Plant Food.
- Try to avoid compost in pots drying out, and don't let them sit in water either, roots don't like being waterlogged!
- Sometimes you might see some white mould on your compost. This is not harmful to your plants and will disappear naturally.

## HEALTH, SAFETY & STORAGE ADVICE

- Use in a well ventilated place and avoid breathing in dust.
- Wash hands after use.
- Open bag carefully and reseal after use.
- Keep the bag closed when in storage to prevent drying out.
- Storage from one year to another may affect performance.
- Store in a cool place, away from direct sunlight.
- Keep away from pesticides.



ALWAYS WEAR GLOVES



Evergreen Garden Care UK Ltd,  
1 Archipelago, Lyon Way,  
Frimley, Surrey GU16 7ER  
EU Importer:  
Evergreen Garden Care France SAS,  
4 Allée des Séquoias, 69760 LIMONEST,  
FRANCE, Tel: +353 818 882 479

for more information visit  
**levington.co.uk**  
or call **01276 401300**

\*See code of practice at [www.growingmedia.co.uk](http://www.growingmedia.co.uk).



**50**  
LITRES  
when filled.  
Volume may  
reduce by up  
to 10%\*



TAKE CARE  
WHEN LIFTING


## HOW IT WORKS



Our peat free compost is specifically formulated to promote fast and strong root development in roses, trees and shrubs. Its nutrient-rich blend improves soil structure and moisture retention, helping plants establish quickly and grow vigorously.



Rich in the nutrients your plant needs for healthy growth, from strong roots to vibrant blooms. Its balanced blend improves soil structure and fertility, ensuring the best foundation for thriving plants.



Our peat free compost provides the perfect balance of nutrients to fuel vibrant blooms and lush, healthy foliage. With carefully crafted formula, it nourishes plants from roots up, promoting beautiful flowers and glossy green leaves.



Optimum drainage system prevents excess moisture.

## HOW MUCH COMPOST IS IN THE BAG

**50**

FILLS 50 SMALL  
1 LITRE POTS  
12 CM (5")

**10**


FILLS 10 MEDIUM  
5 LITRE POTS  
22 CM (9")

**5**

FILLS 5 LARGE  
10 LITRE POTS  
25 CM (10")

## OUR STORY

Established in 1967, Levington has been providing expertise, research and innovation into compost for over 50 years. When it comes to compost, Levington has been the gardener's choice for decades.



At our officially recognised research station in Levington, Suffolk, we are constantly innovating and testing for the best combinations of ingredients in compost to ensure your plants are strong and healthy.

## PEAT FREE

**We are dedicated to protecting the environment and this compost is 100% peat free.**

Working with peat free composts is different to peat composts, however you can still achieve fantastic results. Going peat free is better for the plants and the planet.

We are actively working on improving the responsible sourcing profile of our compost mixes year on year. Levington® compost contains forest by-products, carefully processed to help you grow plants that improve your environment and make the world a more beautiful place.

We have helped restore **3000 hectares of peatland** over the last 30 years, the equivalent of 5606 football pitches!

### RESPONSIBILITY INDEX



For further information, scan the QR code or visit:  
[responsiblesourcing.org.uk](http://responsiblesourcing.org.uk)



BG9539

5 010272 200881 >

THIS BAG IS MADE  
FROM AT LEAST 60%  
RECYCLED MATERIAL

