



SEED & CUTTING COMPOST
with added John Innes
Perfect for all seeds.



JOHN INNES NO.1
Perfect for all young plants
and rooting cuttings.



JOHN INNES NO.2
Perfect for re-potting.



JOHN INNES NO.3
Perfect for final re-potting of
mature plants.



ERICACEOUS COMPOST
with added John Innes
Perfect for acid loving plants like
Azaleas, Heathers & Rhododendrons.


HOW TO USE

Our Seed & Cutting Compost with added John Innes is ideal for seed sowing and taking cuttings. Use straight from the bag, it's as easy as that. We strongly recommend using Levington® Ericaceous Compost with added John Innes for acid loving plants like Azaleas, Rhododendrons or Heathers.




SEED SOWING

1. Fill a clean seed tray with Seed & Cutting Compost. Level off the compost with your hand or a ruler.
2. Firm lightly and water using a fine rose.
3. Sow the seeds thinly and evenly.
4. Cover the seeds when necessary with their own depth of compost, firming lightly. For smaller seeds such as Petunia or Lobelia there is no need to cover with compost.
5. To retain water, cover the seed tray with either glass or polythene. Make sure the tray is kept out of direct sunlight.
6. Follow the recommendations on the seed packet for temperatures, covering the seed, and for shading. When the seedlings are ready to be transplanted into individual pots, take care to handle them by the leaves and not by the stems or roots.



ROOTING CUTTINGS

1. Take the cutting in the appropriate way according to the plant.
2. Fill the container with the Seed & Cutting Compost.
3. Place the cutting in a hole in the compost, firm lightly.
4. Water the compost and then cover to retain moisture and keep warm. Do not cover hairy-leaved plants such as geraniums and saintpaulia.
5. Keep in a warm, well-lit place, out of direct sunlight. Water again only when the compost dries out.



GROWING ON

Pot on into individual pots as soon as roots become well developed or leaves start to touch. Re-pot into Levington® John Innes No.1 compost. Prick out developed seedlings and transplant rooted cuttings into Levington® John Innes No.1 compost to grow on. After 6 weeks feed with a balanced liquid plant food.

USEFUL TIPS

- Peat free will look and feel different. We recommend that you check before watering using the 'finger test'. Pop your finger about 3 cm into the compost. If it is dry, get watering, if not, wait a bit longer.
- Try to avoid compost in pots drying out, and don't let them sit in water either, roots don't like being waterlogged!
- Sometimes you might see some white mould on your compost. This is not harmful to your plants and will disappear naturally.

HEALTH, SAFETY & STORAGE ADVICE

- Use in a well ventilated place and avoid breathing in dust.
- Wash hands after use.
- Open bag carefully and reseal after use.
- Keep the bag closed when in storage to prevent drying out.
- Storage from one year to another may affect performance.
- Store in a cool place, away from direct sunlight.
- Keep away from pesticides.



ALWAYS WEAR GLOVES



Evergreen Garden Care UK Ltd,
1 Archipelago, Lyon Way,
Frimley, Surrey GU16 7ER
EU Importer:
Evergreen Garden Care France SAS,
4 Allée des Séquoias, 69760 LIMONEST,
FRANCE, Tel: +353 818 882 479

for more information visit
levington.co.uk
or call **01276 401300**



**TAKE CARE
WHEN
LIFTING**

**25
LITRES**

when filled.
Volume may
reduce by up
to 10%**

*When compared to Levington® Peat Free Multi Purpose with added John Innes after 14 days.
**See code of practice at www.growingmedia.co.uk.



Discover more
about Levington

HOW IT WORKS

Our specially developed peat free Levington® Seed & Cutting Compost with added John Innes has a high phosphate formula and a mix of vital nutrients for optimum root growth. This blend of loam, sand, coir and woodfibre gives a great start for your plants.



When growing from seed, achieving successful germination is key for maximising your yield. Using this specialist compost instead of multipurpose, you can expect up to 30% more seeds to germinate.



Our specially formulated super fine compost is designed to provide the perfect start for your seeds.



Creates an ideal environment for roots to establish, helping delicate seedlings develop strong, healthy foundations.


HOW MUCH COMPOST IS IN THE BAG

6

FILLS 6 STANDARD
SEED TRAYS
34 CM x 21 CM

OUR STORY

Established in 1967, Levington has been providing expertise, research and innovation into compost for over 50 years. When it comes to compost, Levington has been the gardener's choice for decades.



At our officially recognised research station in Levington, Suffolk, we are constantly innovating and testing for the best combinations of ingredients in compost to ensure your plants are strong and healthy.

PEAT FREE

We are dedicated to protecting the environment and this compost is 100% peat free.

Working with peat free composts is different to peat composts, however you can still achieve fantastic results. Going peat free is better for the plants and the planet.

We are actively working on improving the responsible sourcing profile of our compost mixes year on year. Levington® compost contains forest by-products, carefully processed to help you grow plants that improve your environment and make the world a more beautiful place.

We have helped restore **3000 hectares of peatland** over the last 30 years, the equivalent of 5606 football pitches!

RESPONSIBILITY INDEX



For further information, scan the QR code or visit:
responsiblesourcing.org.uk

THIS BAG IS MADE
FROM AT LEAST 60%
RECYCLED MATERIAL



RECYCLE AT
RECYCLING
POINT
Don't recycle
at home



5 010272 193947 >

BG9546



**MADE IN
THE UK**