



WHY USE MIRACLE-GRO® COMPLETE 4 in 1?

For a thicker, healthier lawn and control of moss and weeds, such as dandelions, white clover and plantains. This product does not include grass seeds.

- Kills weeds.
- Greener in 7 days.
- Kills moss.
- Thicker, healthier lawn.

INSTRUCTIONS FOR USE

FOR USE ONLY AS A HOME GARDEN LAWN TREATMENT.
Read all safety instructions before use.

WHEN TO USE

 Do not use on new lawns, or during prolonged dry periods, frosty conditions, when heavy rain is imminent or on a windy day to avoid drift onto nearby plants and borders.

- Use on established lawns that are at least 6 months old.
- Use between April and September.
- Grass and weeds should be actively growing and/or moss is visible.
- Apply when the weather is fair, the soil is damp, the grass is dry and frost free.

HOW TO USE

 FOR BEST RESULTS WE RECOMMEND USING A MIRACLE-GRO® SPREADER for simple and accurate application.

Miracle-Gro® Drop Spreader	Setting 6 (1 pass)
Miracle-Gro® Rotary Spreader	Setting 27 (1 pass)

 FOR SMALLER LAWNS, USE WITH OUR MIRACLE-GRO® HAND HELD SPREADER.

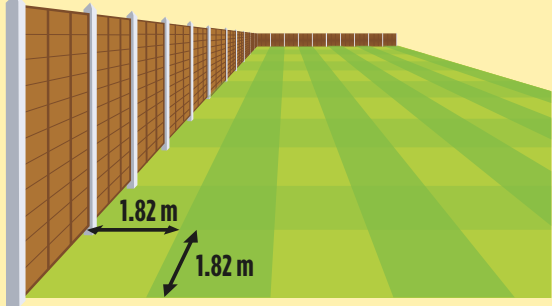
 APPLY BY HAND - ALWAYS WEAR GLOVES

- Apply at a rate of 35 g/m². For a visual guide to the correct application rate, first spread the recommended amount over a small measured area.
- Areas for treatment must be marked out to ensure even application.

HOW MUCH TO USE

35 g MAX per 1 m²

- Maximum individual dose: 35 g/m².
- Maximum 2 applications per year. Leave a minimum of 3 months between applications.
- This pack treats 360 m² (18 m x 20 m).
- To determine the size of your lawn multiply the length by the width in metres. Alternatively a lawn with 10 x 11 standard fence panels (1.82 m width), will cover approx 360 m².


 All sizes are approximate

AFTER USE & PRECAUTIONS


- If no rains falls within 2 days, water the lawn thoroughly so that the lawn treatment starts to work.
- Children and pets can use the lawn once the granules have been watered in and dried.
- For best results mow lawn after 3 days and continue to mow on a regular basis.
- Rake through vigorously to remove dead moss after 2 weeks. Blackening of any grass is temporary, the grass will then reestablish.
- Some weeds will grow quickly at first and then become twisted prior to dying.
- If moss and weeds reappear, reapply. Leave a minimum of 3 months between applications.
- **MOWING:** Avoid mowing 2-3 days before and after application.
- **DISPOSAL OF LAWN CLIPPINGS:** Do not use first 4 mowings after treatment for mulching. It will be safe to use after being composted for 6 months.
- **TREES AND BULBS:** Product can be used around trees but avoid contact with foliage. Can be applied where bulbs are growing in the lawn provided it is applied after the bulb foliage has died down naturally.
- **RE-SEEDING:** Re-seeding of bare patches should not be carried out until 8 weeks after treatment.
- **STAINING:** Do not walk on treated areas until it has rained or been watered in and dried. Avoid contact with clothes, paving slabs, decking and kitchen floors since iron sulphate can cause stubborn brown stains. Sweep up any spillages immediately and dispose of safely.


The additional products recommended above are to help maintain your lawn and are not part of the text controlled under the Plant Protection Product Regulation.

Why is MIRACLE-GRO® COMPLETE 4 in 1 the best?


 **ALL IN ONE**

- Greens, feeds, kills weeds and moss.



 **HIGH NITROGEN**

- For a greener lawn in 7 days.

 **HIGH POTASSIUM**

- For a thicker, tougher lawn.

Miracle-Gro® Complete 4 in 1 helps build a thick, green lawn with stronger roots which better absorb water and nutrients. This helps protect your lawn against heat, drought and other stresses.

 **WARNING**

UFI: J6H8-4VWT-Q002-7J6A

Miracle-Gro® Complete 4 in 1

Causes serious eye irritation.

Contains Mecoprop-P 2-ethylhexyl ester and Nickel sulphate. May produce an allergic reaction.

TO AVOID RISKS TO HUMAN HEALTH AND THE ENVIRONMENT, COMPLY WITH THE INSTRUCTIONS FOR USE. Read label before use. Keep out of reach of children. Wear protective gloves/eye protection. Wash hands thoroughly after handling. If medical advice is needed, have product container or label at hand. Do not breathe dust. Do not eat, drink or smoke when using this product. Avoid contact with eyes. If IN EYES: Rinse cautiously with water for several minutes. Remove contact lenses, if present and easy to do. Continue rinsing. If eye irritation persists: Get medical advice/attention. Dispose of contents/container to a licensed hazardous-waste collection site except for empty containers which can be disposed of by recycling or in the dustbin. Contact your local council (local authority) for details.

Evergreen Garden Care UK Ltd,
1 Archipelago, Lyon Way, Frimley, Surrey, GU16 7ER, England, Tel: +44 (0)1276 401 300
For more information visit: miracle-gro.co.uk
EU Importer Evergreen Garden Care France SAS, 4 Allée des Séquoias, 69760 LIMONEST, FRANCE, Tel: +353 818 882 479

MAPP No: 19981

ENVIRONMENTAL PROTECTION

Do not contaminate water with the product or its container. Do not empty into drains.

UK FERTILISER DECLARATION

NK Fertiliser 14-5	
Nitrogen (N) total	14.0%
Ammoniacal Nitrogen (N)	10.9%
Ureic Nitrogen (N)	3.1%
Potassium Oxide (K ₂ O) water-soluble	5.0%

STORAGE

KEEP OUT OF REACH OF CHILDREN AND PETS. Keep away from food, drink and animal feeding stuffs. KEEP PRODUCT IN ORIGINAL CONTAINER, tightly closed, in a safe place. Partly used products should be sealed well to avoid damp affecting the product.

 FIND OUT MORE ONLINE WITH OUR VIDEOS AND INFORMATION ON HOW TO USE THIS PRODUCT, AND OUR RANGE OF SPREADERS

 Keep children and pets away from treated areas until granules have been watered in and dried.

 Do not Recycle

BG9216 (50)

NET WEIGHT: 12.6 kg

for more information visit miracle-gro.co.uk or call 01276 401300

Made under licence from OMS Investments, Inc. Miracle-Gro® is the trademark of OMS Investments, Inc.

 5 010272 206234 >