

SAFETY INSTRUCTIONS

UFI: HEUI-TPPD-180F-4JYT



WARNING
Causes serious eye irritation

Keep out of reach of children. Wear protective gloves/eye protection. IF IN EYES: Rinse cautiously with water for several minutes. Remove contact lenses, if present and easy to do. Continue rinsing. If eye irritation persists: Get medical advice/attention. Wash hands, forearms and face thoroughly after handling.

UK FERTILISER DECLARATION

Compound fertiliser NPK 9-3-6 with iron

| | |
|---|----------|
| Nitrogen (N) total | 9% w/w |
| Ammoniacal nitrogen | 7% |
| Ureic nitrogen | 2% |
| Phosphorus pentoxide (P ₂ O ₅) total | 3% w/w |
| Potassium oxide (K ₂ O) water-soluble | 6% w/w |
| Iron (Fe) total | 4.3% w/w |
| (1.2% w/w chelated by EDTA) | |

RoI FERTILISER DECLARATION

Low nutrient fertiliser NPK compound 9-1.3-5 with iron

| | |
|--|----------|
| Nitrogen (N) total | 9% w/w |
| Ammoniacal nitrogen | 7% |
| Ureic nitrogen | 2% |
| Phosphorus (P) soluble in mineral acids only | 1.3% w/w |
| Potassium (K) water-soluble | 5% w/w |
| Iron (Fe) total | 4.3% w/w |
| (1.2% w/w chelated by EDTA) | |



Keep children and pets away from treated areas until granules have been watered in and dried.

Net weight:

4.05 kg e



for more information visit
miracle-gro.co.uk
or call 01276 401300

FIND OUT MORE ONLINE!

Recycle

EVERGREEN
Garden Care

Evergreen Garden Care UK Ltd,
1 Archipelago, Lyon Way, Frimley, Surrey GU16 7ER

EU Importer: Evergreen Garden Care France SAS,
4 Allée des Séquoias, 69760 LIMONEST, FRANCE,
Tel: +353 818 882 479

Made under licence from
OMS Investments, Inc. Miracle-Gro® is the
trademark of OMS Investments, Inc.

WHY USE MIRACLE-GRO® COMPLETE LAWN FOOD?

Miracle-Gro® Complete Lawn Food has been uniquely developed by our expert scientists to provide optimum nutrition for your lawn, making it greener, stronger and denser to outcompete unwanted weeds and moss.

Only 7 days after the first application, your lawn will become greener, thanks to the nitrogen and iron. This increases chlorophyll formation in the grass and boosts photosynthesis.

With multiple applications your lawn will become even healthier.

RESULTS AFTER TWO APPLICATIONS



INSTRUCTIONS FOR USE



WHEN TO USE

- Use any time when there is no risk of frost or drought.
- Apply when the weather is fair and the soil is damp. For best results, mow the lawn and thoroughly water immediately before application.
- For best results, repeat the treatment after 2 weeks.



HOW TO USE

FOR BEST RESULTS WE RECOMMEND USING A MIRACLE-GRO® SPREADER AND REPEATING THE TREATMENT AFTER 2 WEEKS.

- Mow the lawn and thoroughly water immediately before application.
- After application, thoroughly water within 24 hours for maximum results.

Settings for 30g/m²

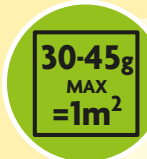
| | |
|------------------------------|----------------|
| Miracle-Gro® Handy Spreader | 3 (4 passes) |
| Miracle-Gro® Drop Spreader | 3.5 (2 passes) |
| Miracle-Gro® Rotary Spreader | 29 (1 pass) |

Settings for 45g/m²

| | |
|------------------------------|-----------------|
| Miracle-Gro® Handy Spreader | 3 (6 passes) |
| Miracle-Gro® Drop Spreader | 3.5 (3 passes) |
| Miracle-Gro® Rotary Spreader | 27.5 (2 passes) |

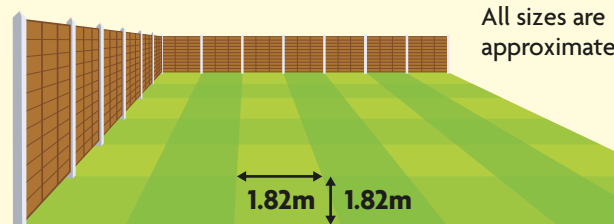
APPLY BY HAND - Always wear gloves

- Apply at a rate of 30 or 45g/m². For best results, apply twice at the higher application rate of 45g/m² to get an even thicker and healthier lawn to help outcompete weeds and moss. For a visual guide to the correct application rate, first spread the recommended amount over a small measured area.
- Areas for treatment must be marked out to ensure even application.



HOW MUCH TO USE

- Apply at 30 or 45g/m².
- For best results apply at 45g/m², with a repeat treatment after 2 weeks.
- To determine the size of your lawn multiply the length by the width in metres. Alternatively a lawn with 6 x 7 standard fence panels (1.82m width), will cover approx 139m².



AFTER USE

- Keep in original container, tightly closed in a dry, safe place and out of reach from children and pets.
- Do not re-seed or turf for at least 6 weeks after application.
- Avoid mowing the lawn for 2-3 days after treatment.
- STAINING:** This product may cause staining. Do not walk on treated areas until product has been watered in and dried. Avoid contact with clothing, tarmac driveways, paving, decking and kitchen floors. Sweep up any spillages immediately and dispose of safely.
- When using a spreader, pour any leftover product back into the original packaging and wash the spreader thoroughly over the lawn to remove all product clinging to the spreader. Allow the spreader to dry before safe storage.
- Wash hands after use.



Complete Lawn Food

ALL YEAR ROUND LAWN CARE brought to you by Miracle-Gro®



SPRING TO ACTION

Give your lawn the best start; **Scarify and aerate** your lawn. **Feed** your lawn twice with Miracle-Gro® Complete Lawn Food to encourage thick, healthy growth. **Repair** patches with Miracle-Gro® Patch Magic®.




SUMMER MAINTENANCE

Keep your lawn at its best; **Mow** regularly. **Water**, especially in dry spells. **Feed** again with Miracle-Gro® Complete Lawn Food.



PREPARING FOR AUTUMN & WINTER

Repair damage and protect over the winter; **Overseed** thickens and repairs patches. **Feed** with Miracle-Gro® Complete Lawn Food.



5 010272 201222 >