

Miracle-Gro®

PEAT FREE

Lawn Dressing Enriched Lawn Soil

ROOTED IN SCIENCE

WHY IS MIRACLE-GRO® PEAT FREE LAWN DRESSING THE BEST?



PROFESSIONAL BLEND

The perfect blend of organic materials with sand, plus Miracle-Gro® Lawn Food.



IMPROVES LAWN STRUCTURE

Meaning a healthier lawn for you.



MAINTAINS ACID BALANCE


Improves the health and vitality of your lawn, helping to establish young seedlings and newly laid turf.

HOW TO USE




ALWAYS WEAR
GLOVES

FOR NEW LAWNS



Spread **Miracle-Gro® Peat Free Lawn Dressing** over the prepared ground with the back of a rake and work it well into the surface. The seeds or turf can then be applied directly on top.

AERATING & IMPROVING DRAINAGE



In autumn, spike the whole lawn area down to a depth of at least 8 cm with a garden fork or an aerator. Spread **Miracle-Gro® Peat Free Lawn Dressing** over the lawn with the back of a rake or stiff brush, working it well into the holes that have been created.

REPAIRING DIPS AND HOLES IN YOUR LAWN




Spread **Miracle-Gro® Peat Free Lawn Dressing** evenly into any holes in the lawn pressing it down firmly so that the ground is level and even. You can then apply grass seed from the **Miracle-Gro® Lawn Seed range**, for a thick green lawn.


USEFUL TIPS

To achieve a lush, green lawn we recommend the following:

1. SCARIFYING: This is when you use a lawn rake to remove the build up of dead grass and moss in your lawn.

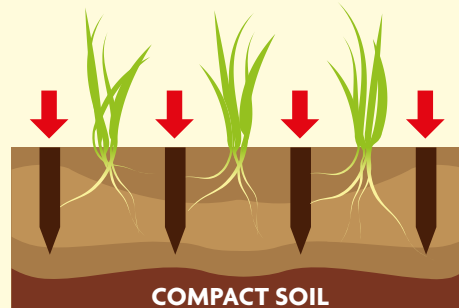


Air, nutrients and water can easily enter the soil after scarification.




Deeper roots and new, stronger blades of grass are the result.

2. AERATING: Also known as spiking the lawn. This will relieve compaction in well used areas of the lawn.




Aerated ground – air, nutrients and water can now enter the soil.



New deeper roots give increased lawn density in 6-8 weeks.

3. MOWING: Start mowing in the spring with a higher blade setting, gradually lowering as the season progresses



Higher blade setting, early season




Lower blade setting, mid season

CARING FOR PLANTS & THE PLANET

RESPONSIBLE SOURCING

We are actively working on improving the responsible sourcing profile of our compost mixes year on year. Miracle-Gro® compost contains forest by-products, carefully processed to help you grow plants that improve your environment and make the world a more beautiful place.

With our partners we have restored more than **3,000 hectares** of peatland in the past 30 years.



THIS BAG IS MADE FROM
60% RECYCLED MATERIAL



HEALTH, SAFETY & STORAGE ADVICE

- Use in a well ventilated place and avoid breathing in dust.
- Always wear gloves.
- Wash hands after use.
- Open bag carefully and reseal after use.
- Keep the bag closed when in storage to prevent drying out.
- Storage from one year to another may affect performance.
- Store in a cool place, away from direct sunlight.
- Keep away from pesticides.



We are proudly supporting
**GREENFINGERS
CHARITY*1**



for more information visit
miracle-gro.co.uk
or call **01276 401300**



EVERGREEN
Garden Care



25 litres when filled –
volume may reduce
by up to 10%*2

Evergreen Garden Care UK Ltd, 1 Archipelago,
Lyon Way, Frimley, Surrey GU16 7ER
EU Importer: Evergreen Garden Care France SAS,
4 Allée des Séquoias, 69760 LIMONEST, FRANCE,
Tel: +353 818 882 479

Made under licence from OMS Investments, Inc.
Miracle-Gro® is the trademark of OMS Investments, Inc.

*Registered Charity Number 1076640

*2See code of practice at www.growingmedia.co.uk



BGXXXX